


IMAX XTRA EL

620kW

2 YEAR WARRANTY*



The Imax Xtra EL range of condensing boilers is available in 10 models with outputs from 320 to 1240kW. Suitable for floor standing applications in either single or multiple installations.

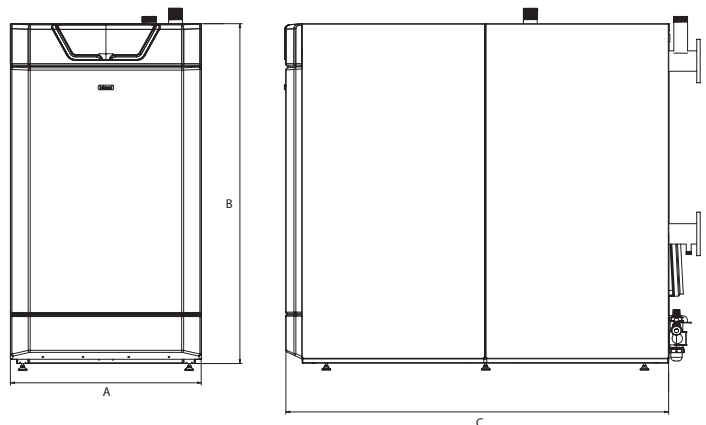
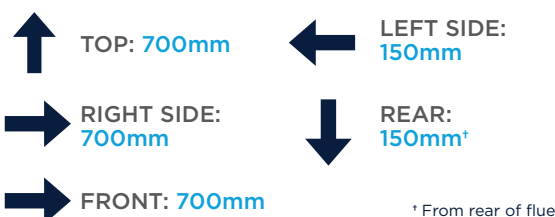
FEATURES & BENEFITS

- Simple control interface with large backlit display
- Volt free contacts
- 0-10V BMS operation standard
- Robust aluminium silicon alloy heat exchanger
- Suitable for single or multiple installations
- Up to 109.8% part load at 30% output
- NOx <40mg/kWh
- Natural Gas
- Building Regulation Part L2 compliant

DIMENSIONS & CLEARANCES

BOILER	DIM A	DIM B	DIM C
620	835	1485	1685

The following minimum clearances must be maintained for operation and servicing:



IMAX XTRA EL 620kW

TECHNICAL SPECIFICATIONS



GENERAL			FLUE/AIR INLET		
Dry Weight	KG	528	Flue Size	mm	250
Boiler Dimensions	mm	1485 (H) x 835 (W) x 1685 (D)	Flue Gas Volume	m ³ /h	914.8
Boiler Clearances	mm	Front: 700 Left Side: 150 Right Side: 700 Top: 700 Rear: 150**	Min-Max Flue Gas Temperature 80/60	°C	50-63
Seasonal Efficiency (Building Regs L2)	%	97	Max Flue Resistance	Pa	100
Min/Max Gas pressure (Nat Gas)	mbar	15-20	ELECTRICAL		
BURNER PRE MIX			Electrical Supply	230/240V 50Hz 1 Ph	
Fuel	(Type G20)	Natural Gas	Current (Max No Pump)	amp	3.35
Fuel Consumption (Nat Gas)	m ³ /h	62.2	Power Consumption	watt	770
Flame Protection	Ionisation		Modulating Input	V/dc	0-10V
Ignition	Spark		Fuse Rating	amp	7
Boiler Output (Mean 70°C)	kW	114.9-578.2	Controls Voltage	V	24 or 240
Boiler Output (Mean 40°C)	kW	127.6-628.9	Insulation Class IP	IP20	
Boiler Input (Gross cv)	kW	654.8	CONTROL OPERATION		
Gas Inlet Size	G2"		On/Off 0-10V DC	Yes	
NOx Rating/emissions at 0% O ₂	mg/kWh	Class 6 (38)	OpenTherm	Yes	
HYDRAULICS			High Limit Protection	Yes	
Hydraulic Resistance (11°C ΔT)	mbar	320	Low Water Protection	Yes	
Hydraulic Resistance (20°C ΔT)	mbar	92	Volt Free Common Alarm	Yes	
Nominal Flow Rate (11°C ΔT)	l/s	13.5	Boiler Run Indication	Yes	
Nominal Flow Rate (20°C ΔT)	l/s	7.4	OPTIONAL EXTRAS		
Min Flow Rate (20°C ΔT) (MAX MOD)	l/s	1.48	Modulating Sequencer Kit, including DHW Tank Kit, Plant Room Sensor Kit, 6 Zone Expansion Kit	Yes	
Min Flow Temperature	°C	30	Programmable Room Thermostat Kits	Yes	
Max Flow Temperature	°C	90	Outside Sensor Kit	Yes	
Min Working Pressure	bar	1	DHW Tank Sensor Kit	Yes	
Max Working Pressure	bar	6	Safety Interlock Kit	Yes	
Max Static Head Of Water	metres	61	BACNet Gateway Kit	Yes	
Condensate Connection	mm	21.5	LONWorks Gateway Kit	Yes	
High Limit Set Point	°C	100 flow, 100 return 105 H/Ex	MODBus Gateway Kit	Yes	
Flow & Return Size	G3"		Remote Access Kit	Yes	
Water Content	litres	75.3	Pump Kits	Yes	
			Sealed System Services Flow Manifold Kit	Yes	
			Inlet Air Filter Kit	Yes	
			Condensate Pump Kit	Yes	
			Room Sealed Air Duct Kit	Yes	



*2 year warranty subject to Terms and Conditions. 2 years parts and labour warranty available subject to being commissioned by Ideal Boilers.
** This clearance dimension applies independently of the installed flue system.

GET A QUOTE

W: IDEALCOMMERCIALBOILERS.COM
E: commercial@idealboilers.com
T: 0844 5436060

OVERVIEW

The boilers must be fully automatically controlled, floor standing, fanned, super-efficient condensing appliances utilising an aluminium silicon alloy heat exchanger and be suitable for connection to fully pumped open vented or sealed water systems.

CONTROLS

The condensing boilers must have connectivity for all common types of BMS integration including 0-10v, volt free and OpenTherm connections. Additional modules may be used for BACnet, LONWorks and MODBus gateways. Where no BMS is present a modulating sequencer must be available.

The boiler must be fully modulating with a 5:1 turndown ratio and include control features enabling set point adjustment, heating circuit control of one constant temperature and one DHW circuit or 2 constant temperature circuits, and safety lock out parameters including fault diagnosis for both boiler and external components such as sensors or pumps.

Boiler capabilities must include, with the use of external components, frost protection, weather or room compensation and system pump control.

FLUE

The condensing boilers must be suitable for use with a room sealed flue or open flue applications including C13, C33 and B23 classifications. The flue outlet and air inlet must be situated at the rear of the boiler.

HYDRAULIC

The condensing boiler must be suitable for connection to fully pumped open vented or sealed water systems. All hydraulic connections including flow return and condensate drain must be located on the rear of the boiler. Hydraulic connections must be uniform across the outputs available in the range to ensure ease of installation and maintenance.

The boiler must have a maximum operating pressure of 6 bar and be suitable for heating and indirect hot water systems.

DIMENSIONS

The condensing boiler must fit within maximum permitted floor space of 1.41m² (320 - 620kW models) or 2.82m² (715 - 1240kW models).

MOUNTING / POSITIONING

The condensing boilers will be floor standing.

EFFICIENCY

The condensing boilers are capable of high seasonal efficiencies with a minimum requirement of 96.8% and low NOx emissions no greater than 38.7mg/kWh.

APPROVALS

The boilers must be tested and certified by BSI to EN 15502 for use with Natural Gas.

Boilers are certified to meet the requirements of the EC Gas Appliance Directive, Boiler Efficiency Directive, EMC and Low Voltage Directive.

The manufacturer must be ISO 9001 accredited.

SPECIFICATION

The boiler will be capable of flow rates for common systems using 11°C to 20°C temperature differentials.

SOURCING

The condensing boiler must be manufactured or finally assembled in the United Kingdom.

WARRANTY

The boiler must be available with a 2 year warranty.